



GRAVEL BODY

SERIES



MODEL XL1000

ALWAYS YOUR **BETTER INVESTMENT**



MODEL SK1000

BETTER PAYLOAD • INDUSTRY LEADING DESIGN • STRUCTURAL INTEGRITY

MIDLANDTRAILERS.COM

GRAVEL BODY

SERIES

- BETTER PAYLOAD
- INDUSTRY LEADING DESIGN
- STRUCTURAL INTEGRITY

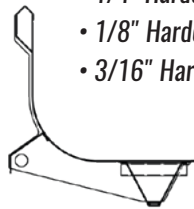
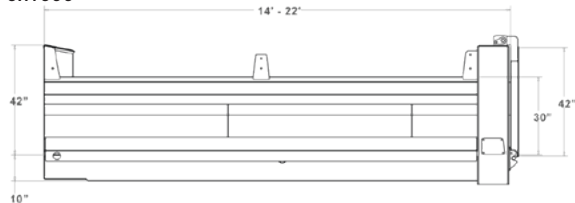
STANDARD FEATURES

Body ——— Front Height: 42"
Side Height: 30"
Gate Height: 42"
3/16" AR200 Floor & Gate
No Crossmembers
3/16" Hat Longitudinal Sills
LED Light Kit

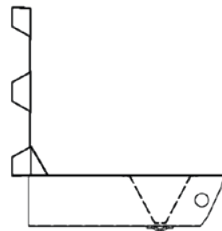
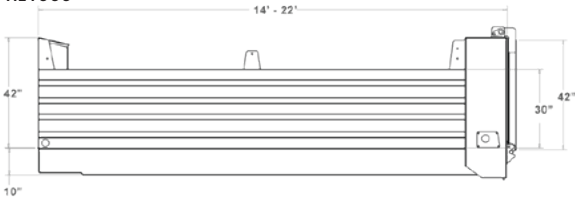
Configurations

- Tandem or Tri-Drive

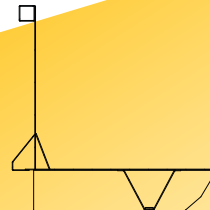
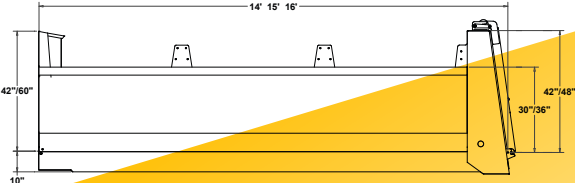
SK1000



XL1000



XLS1000



OPTIONS

- 60" Front, 36" Side Height, 48" Gate
- Endura High Performance Industrial Coating
- Body Prop Set
- Bolt-On Ladder
- Plywood Lining
- Cab Shield
- Boards
- High Lift Gate (Air Operated)
- Sloped Gate
- Various Tarp Systems
- Greaseless Rear Hinges

Body Options

- 1/4" Hardox 450
- 1/8" Hardox 450
- 3/16" Hardox 450



SK Body on Tri-Drive



Dual Action Gate Latch System
(Service Free and Self Adjusting)



Bolt-On Ladder



Box 249 - 36 Main Street
Rosenort, Manitoba Canada ROG 1W0

Phone: 1.800.827.7023

Web: www.midlandtrailers.com

Sold By:

The information, illustrations and specifications provided in this brochure are based on our latest product information at time of publication. To ensure continuous product improvements, Midland Manufacturing reserves the right to make changes at any time to products described and/or illustrated herein without notice or liability.